


**HO Lost Wax Brass**

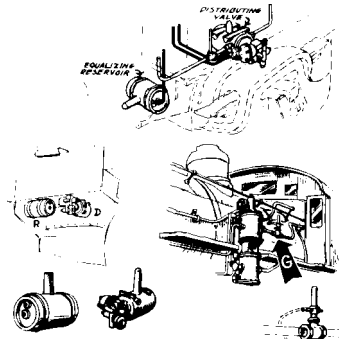
# CAL SCALE

A Division of Bowser Mfg.  
1302 JORDAN AVE, PO BOX 322  
MONTOURSVILLE, PA 17754

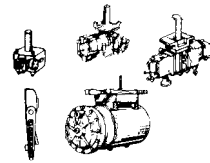
## A AIR BRAKES



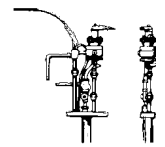
#190-272 Air brake Set-cross compound pumps



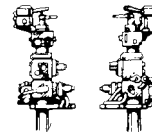
#190-273 Air brake Set Single pumps



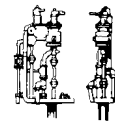
#190-359 Brake set, HSC Webco



#190-366 Air brake stand, old style



#190-368 Air brake stand, modern

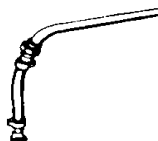


#190-367 Air brake stand, standard style

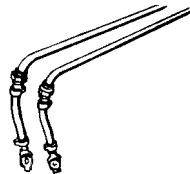
## AIR, STEAM & SIGNAL HOSES



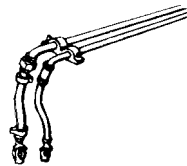
#190-274 Air, steam & signal hoses



#190-277 Air hoses for freight cars

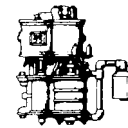


#190-319 Air hose set, loco pilot




#190-320 Air & signal hoses

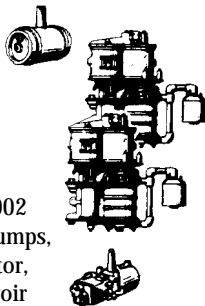
## AIR PUMPS




#190-240 Air pump, cross compound, Westinghouse




#190-256 Air pump, single phase, 9-1/2"



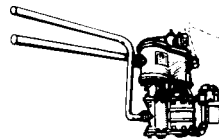
#190-2002 Two air pumps, distributor, & reservoir



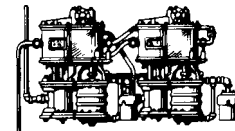
#190-257 Air pump, single phase, 11"



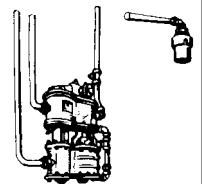
#190-349 Air Pump, smoke box front



#190-347 Pump, standard

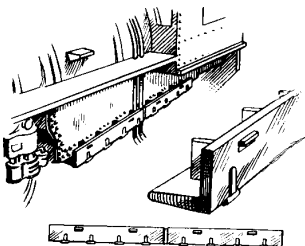


#190-334 Dual Side Mount

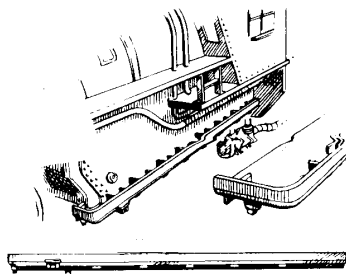


#190-346 Pump, remote

## ASH PANS



#190-248 Drop Door Ash pans



#190-249 Ash pans for coal burning locos

## B

## BELLS



#190-430 Under floor mount Bell Diesels




#190-285 Air Ringer



#190-281 Rope pull



#190-317 Squat base air ringer, modern steamers



#190-328 Anti rotation



#190-299 Front mount

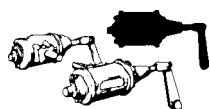


#190-329 Old ball top

## BRAKE CYLINDERS

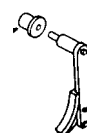


#190-479 PRR Ash Pans Pair



#190-219 Loco brake cylinders

## BRAKE SHOES W/ INSULATING BUSHING



#190-444 Fits 57 TO 63" drivers (10 shoes)

#190-445 Fits 64" to 80" drivers (10 shoes)

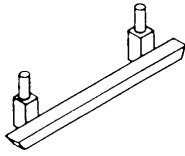
#190-446 Fits Bowser M-1, M1a, USRA Mountain, Northern (set)

#190-447 Fits Bowser G-5 (set)

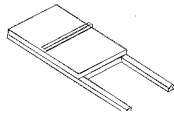
HO Lost Wax Brass

# CAL SCALE

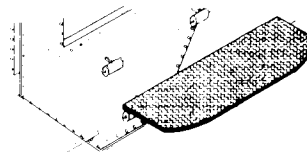
## C CAB ACCESSORIES



#190-379 25/32" Long (2)  
#190-380 1 1/6" long (2)



#190-381  
Cab Hatch



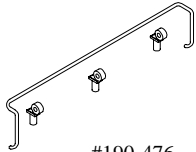
#190-385 Cab deck plate  
w/ hinge

## COUPLERS




#190-292  
Couplers (2)

#190-302  
Couplers (2)




#190-476  
Coupler Lift Bar &  
Stanchions 2 bars &  
6 stanchions

## D DOMES



#190-338  
Old time



#190-342  
Old time



#190-227  
Auxiliary dome  
w/fittings



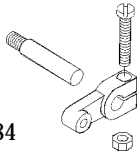
#190-228  
Auxiliary  
Dome  
w/fittings

## DAMPER



#190-269  
Damper  
valve


## E ECCENTRICS



#190-384  
Eccentrics  
crank pins and screws

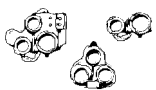
## F

## PRR Modern Front End Kit



# 190-2001 PRR Modern Front End Kit (6 pcs)

## G GAUGES



#190-372  
Cab Gauges

## GENERATORS



#190-211  
Turbo



#190-212  
Sunbeam



#190-213  
Loco



#190-214  
Buda Ross



#190-362  
Dual voltage



#190-234  
Pyle Dual  
Voltage

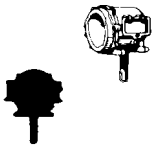


#190-335  
w/muffler



#190-215  
Pyle


## H HEADLIGHTS



#190-202  
Sunbeam



#190-203  
Old type



#190-204  
Lima arc



#190-205  
Pyle



#190-229  
Sunbeam  
w/visor



#190-201  
Sunbeam  
w/visor



#190-230  
Twin  
Sunbeam




#190-263  
Twin  
w/bracket



#190-206  
Standard



#190-207  
Plain



#190-208  
N.P.



#190-327  
Pyle , flat side



#190-210  
Santa Fe



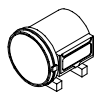
#190-235  
PRR



#190-282  
G.N.



#190-331  
Pyle w/visor





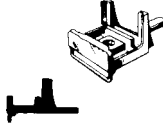
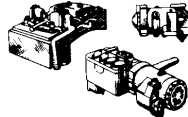


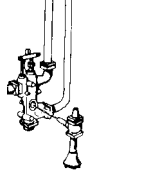
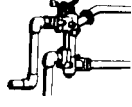










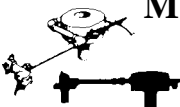




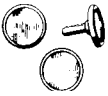

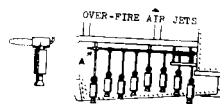
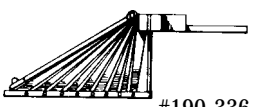
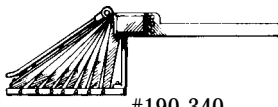


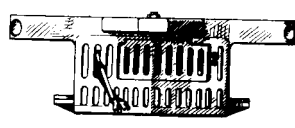
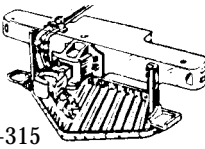

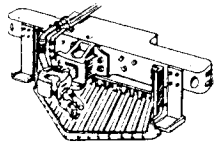


#190-477

PRR  
Head-  
light

HO Lost Wax Brass

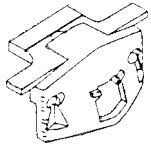
# CAL SCALE

<h2>H HEADLIGHT BRACKETS</h2> <div style="display: flex; justify-content: space-around;"> <div style="text-align: center;">  <p>#190-478 PRR</p> </div> <div style="text-align: center;">  <p>#190-241 Standard</p> </div> <div style="text-align: center;">  <p>#190-246 H/MT</p> </div> <div style="text-align: center;">  <p>#190-258 U.P.</p> </div> <div style="text-align: center;">  <p>#190-279 C&amp;NW</p> </div> </div>			<h2>HEATERS</h2> <div style="display: flex; justify-content: space-around;"> <div style="text-align: center;">  <p>#190-270 Worthington Feedwater, type 'sa'</p> </div> <div style="text-align: center;">  <p>#190-225 Oil Heater</p> </div> </div>		
<div style="display: flex; justify-content: space-around;"> <div style="text-align: center;">  <p>#190-2003 Elesco Feedwater system</p> </div> </div>			<h2>I</h2> <div style="display: flex; justify-content: space-around;"> <div style="text-align: center;">  <p>#190-262 Nathan non lifting</p> </div> <div style="text-align: center;">  <p>#190-264 Sellers non lifting</p> </div> <div style="text-align: center;">  <p>#190-288 Large Lifting</p> </div> </div>		
<h2>J JUNCTION BOXES</h2> <div style="text-align: center;">  <p>#190-383 3 way Junction Box (2)</p> </div>	<h2>L LOW WATER ALARMS</h2> <div style="text-align: center;">  <p>#190-333 Low Water Alarm</p> </div>	<h2>LUBRICATORS</h2> <div style="text-align: center;">  <p>#190-271 Mechanical w/ brackets</p> </div>	<h2>M MARKER LIGHTS</h2> <div style="display: flex; justify-content: space-around;"> <div style="text-align: center;">  <p>#190-375 A &amp; W (pr)</p> </div> <div style="text-align: center;">  <p>#190-464 Caboose Marker Light PRR, PC, Conrail (pair)</p> </div> </div>		
<div style="text-align: center;">  <p>#190-312 Standard Era (pr)</p> </div>	<div style="text-align: center;">  <p>#190-280 Loco Modern (pr)</p> </div>	<div style="text-align: center;">  <p>#190-463 PRR Caboose Marker Light (pr)</p> </div>	<div style="text-align: center;">  <p>#190-465 Conrail Caboose Marker Light (pr)</p> </div>	<h2>MUFFLERS</h2> <div style="display: flex; justify-content: space-around;"> <div style="text-align: center;">  <p>#190-222 Exhaust muffler w/ valve</p> </div> <div style="text-align: center;">  <p>#190-223 Exhaust muffler</p> </div> </div>	
<h2>N NUMBER BOARDS &amp; PLATES</h2> <div style="display: flex; justify-content: space-around;"> <div style="text-align: center;">  <p>#190-260 R&amp;L (pr.)</p> </div> <div style="text-align: center;">  <p>#190-389 Oval Number Plates (2)</p> </div> <div style="text-align: center;">  <p>#190-238 PRR Keystone (3)</p> </div> <div style="text-align: center;">  <p>#190-245 Round (3)</p> </div> <div style="text-align: center;">  <p>#190-244 B &amp; O (2)</p> </div> </div>				<h2>O OVER-FIRE JETS</h2> <div style="text-align: center;">  <p>#190-239 Overfire Jets (16 pcs.)</p> </div>	
<h2>P</h2> <div style="text-align: center;">  <p>#190-336 5' 6" Wood CP, PRR</p> </div>	<h2>PILOTS</h2> <div style="display: flex; justify-content: space-around;"> <div style="text-align: center;">  <p>#190-340 4' 6" Wood UP, PRR</p> </div> <div style="text-align: center;">  <p>#190-261 Commonwealth drop coupler</p> </div> </div>		<div style="text-align: center;">  <p>#190-296 for 4-8-4's, Challenger, Big Boy</p> </div>		
<div style="text-align: center;">  <p>#190-298 General w/ coupler</p> </div>	<div style="text-align: center;">  <p>#190-315 Boiler Tube w/coupler &amp; hoses</p> </div>	<div style="text-align: center;">  <p>#190-298 General w/coupler</p> </div>	<div style="text-align: center;">  <p>#190-318 Boiler tube w/coupler &amp; hoses</p> </div>		

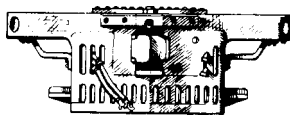
HO Lost Wax Brass

# CAL SCALE

**P**



#190-387  
PRR w/ drop coupler



#190-344  
Late version



#190-388  
PRR Slatted  
See Bowser  
#91045 K-4 E-6

## PIPING BRACKETS



#190-482  
Piping Bracket  
2 Hole, for .020  
wire, 6 pcs.



#190-481  
Piping Bracket  
3 Hole, for .020  
wire, 6 pcs.



#190-480  
Piping Bracket  
4 Hole, for .020  
wire, 6 pcs.

## PIPE CLAMP

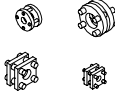


#190-483  
Pipe Clamp  
for .020 wire  
10 pcs

## PIPE UNIONS

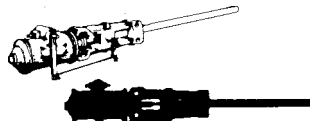


#190-484  
Pipe Unions  
8 Small, 6  
Med, 2 Large

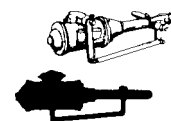


#190-485  
Piping Unions  
(16 pcs)


## POWER REVERSE



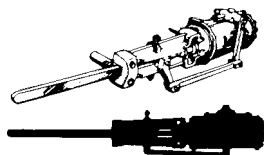
#190-216  
Type C



#190-217  
Type T



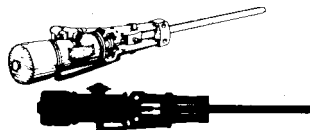
#190-218  
Type P




#190-297  
For Articulated's




#190-303  
Early 1900's



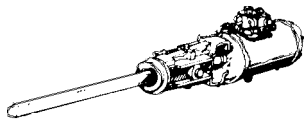
#190-237  
PRR modern



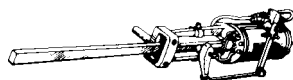
#190-330  
Early 1900's



#190-332  
Ragonett B-1  
Rear lever



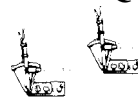
#190-363  
Large



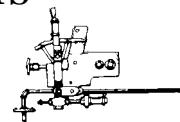
#190-360  
Small

**Q**

## QUADRANTS




#190-374  
Small Quadrant



#190-373  
Reverse Quadrant


**R**

## RADIATOR




#190-226  
Locomotive

## RECEPTACLES




#190-354  
Battery Receptacles



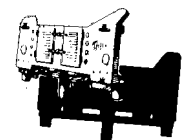
#190-355  
Air Conditioning  
receptacle

**S**

## SHIELDS



#190-259  
7' 3"  
#190-2005  
7'9"



#190-266  
7' 9"  
#190-2006  
7'3"

## STEPS

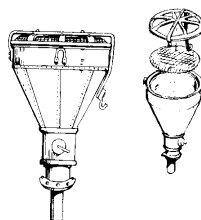


#190-377  
Boiler Steps (pr)




#190-475  
PRR Cabin Car  
Step, 4 Pcs

## STACKS

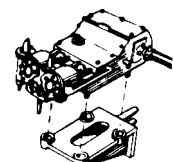


#190-326  
Wood burner  
w/ spark arresting  
screen

## STOKERS



#190-254  
Single cylinder  
duplex type



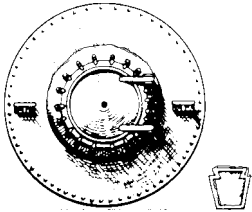
#190-224  
Standard two cylinder

HO Lost Wax Brass

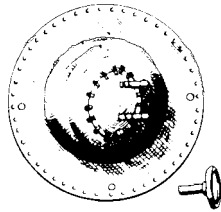
# CAL SCALE

**S**

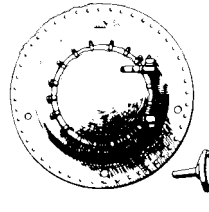
## SMOKE BOX FRONTS



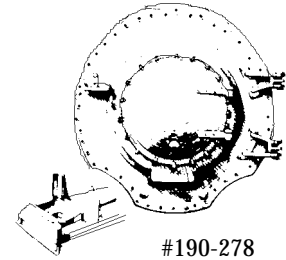
#190-236  
P.R.R. 7'6" w/  
Number plate



#190-242  
Harriman 86" w/  
Number plate



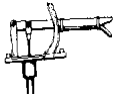
# 190-243  
U.S.R.A. 81" w/  
Number plate



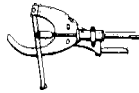
#190-278  
C&NW type w/  
light bracket

**T**

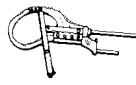
## THROTTLES



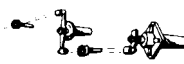
#190-369  
Horizontal



#190-370  
Front End



#190-371  
Front End




#190-268  
Front end w/rods &  
guides



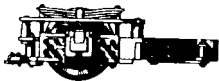
#190-376  
for Steam  
dome

## TOOL BOX



#190-295  
Loco.

## TRAILING TRUCK, ETC.

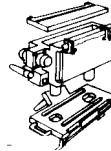


#190-2000  
USRA Trailing Truck




#190-390  
Trailing Truck  
Bearing Plate

## TRAIN CONTROL BOX



#190-252  
Union 3 speed  
w/bracket

## TURRET



#190-323  
For Medium &  
Large Locos

**V**


## VALVES



#190-308  
Blow off Valves &  
6 Clean Outs




#190-251  
Nathan Double Top  
Feed Check Valve



#190-253  
Check valve  
w/stop valve



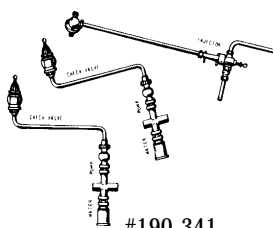
#190-265  
Vertical Check  
Valve



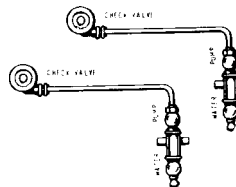
#190-314  
Globe Valve &  
Drain Cock Assortment



#190-361  
Globe Valves



#190-341  
Injector Pumps  
& Check Valves



#190-337  
Injector pumps  
& Check Valve



#190-294  
Starter Valve,  
Right



#190-286  
Sander  
Valves



# 190-247  
Pop Valve (6)



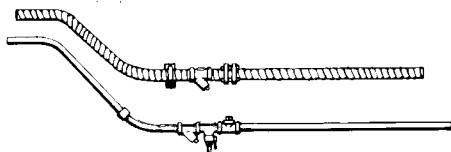
#190-293  
Starter Valve,  
Left, Large

**HO Lost Wax Brass**

# CAL SCALE


**W**

**WATER PIPES**



#190-343  
Elesco Water Pipe Set

**WATER PUMP**

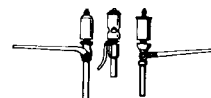


#190-287  
FM Steam driven water pump w/bracket, hose & reel

**WHISTLES**



#190-250  
Modern



#190-339  
Set of 3

**WHISTLES**



#190-307  
Saturated Steam w/pipe

**WHISTLE SHIELD**



#190-378  
Whistle Shield

**WINDOW SHADES**



#190-382  
Pair

## Cal Scale

A Division of  
Bowser Mfg.

1302 JORDAN AVE, PO BOX 322  
MONTOURSVILLE, PA 17754

PHONE: 570-368-2379 9:00 to 5:00 Eastern Time:

Orders: 800-327-5126 9:00 TO 5:00 Eastern Time

FAX: 570-368-5046 (24 hours a day)